

IMPRESSION
394



elan

WWW.ELAN-YACHTS.COM

ELAN IMPRESSION 394

FAMILY COMFORT

“This impressive sailing yacht is designed to satisfy even the most demanding cruising families, friends or couples who really appreciate distinctive design, style and comfort. Her welcoming semi-deck saloon is awash with natural light soaking through the panoramic windows, while the light-wood interior conveys a contemporary look & feel. Despite the interior that offers about 25% more internal volume than many of its immediate competitors the yacht returns exceptional seaworthiness and robust construction for its class. The Elan Impression 394 is set to provide years and years of satisfaction to her owners.”

Rob Humphreys





- EXTRA VOLUME
- SWIM PLATFORM
- EASY HANDLING

A fast blue water cruiser, offering a superb level of comfort for weeks of delight and pleasure at sea.



EXTERIORS

In line with Elan's commitment to deliver the best sailing experience with every model, every time, the new Elan Impression 394 is an impressively fast cruiser. Designed and engineered to deliver serious fun time for everyone aboard, the yacht is a cruising delight. Leaving no room for compromise between performance and comfort, the new Elan Impression 394 draws from Elan's rich history and experience in performance-oriented boatbuilding.

Everything aboard the Elan Impression 394 is well-thought out to ensure a pleasurable experience, whether under sail cruising or when reveling in picturesque secluded bays at anchor.

The spacious cockpit with large, protected sitting areas and the fixed cockpit table provide superior comfort for crew and visitors, while the large sunbathing deck forward will be everyone's delight. The twin steering wheel arrangement offers an ideal position for the helmsman, while the wide transom and bathing platform ensure easy access to the sea.



The cockpit is well protected from sprays by high cockpit sidewalls, which in turn ensure more safety for the younger crew.



GPS mount as an option at the steering console for direct control over your heading.



A solar panel can be mounted on the cabin roof in order to ensure enough power even on longer cruising hauls. Available as an option.



The drop-down bathing platform offers easy access to the sea, while increasing the surface area on deck.

Spacious and comfortable cockpit with a fixed cockpit table and easy access to the folding swim platform.





The fixed bowsprit ensures easy downwind sailing.



Bow cushions for enjoyable cruising.





Thanks to the swim platform, the cockpit area is larger and more comfortable and access to the sea is at hand.

INTERIORS

The interior is spacious and airy, with abundant natural light coming from various expansive coachroof and hull windows, thanks to its deck-saloon setup. Designed according to the latest trends, the interior offers supreme comfort and ensures a delightful sojourn on-board. The saloon features a large settee on starboard and another on portside a generous L-shaped galley to satisfy even the most demanding on-board cooks and a functional nav station for comfortable navigation. Accommodation aboard the Elan Impression 394 is supremely comfortable, with spacious cabins fore and aft. The bright fore cabin now comes with easier access to the double berth from the side, combined with more storage space. The aft cabins are generous as well, with plenty of light coming from the hull and deck windows. Available in four different layouts, a 2-cabin with single or double head compartments and a 3-cabin version with single or double head compartments, as well, accommodating four or six respectively.





Functional L-shaped galley.



Double size saloon table that folds down and creates additional berth in the saloon.



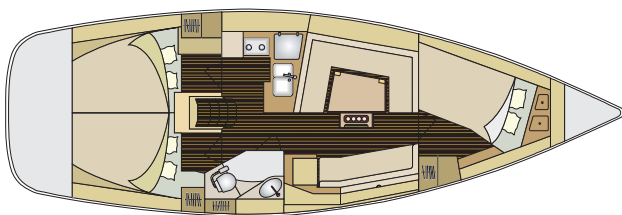
The saloon features an innovative flip-up navigation table transforming into a settee or a berth.

Plenty of storage space with a comfortable double berth.

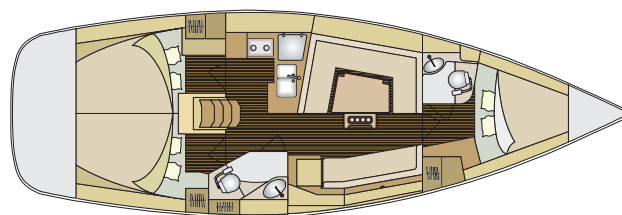


Head compartment is spacious and bright with a separate shower stall.

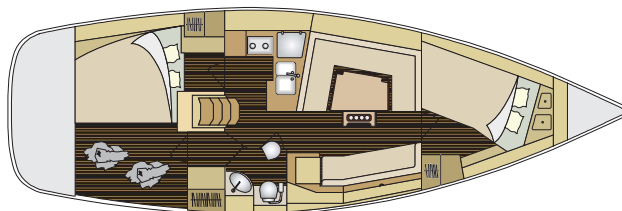
TECHNICAL SPECIFICATIONS



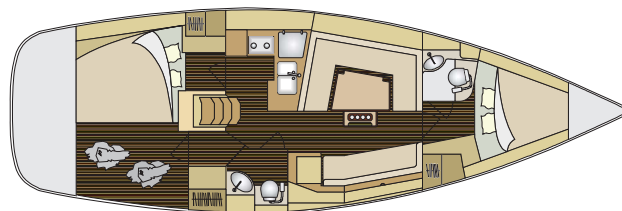
3 cabins / 1 head



3 cabins / 2 heads



2 cabins / 1 head



2 cabins / 2 heads

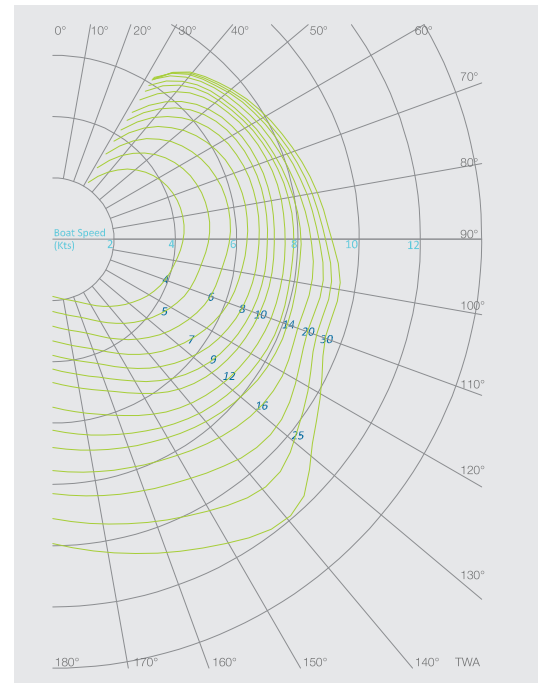
LENGTH OVERALL	11.90 m
HULL LENGTH	11.48 m
LENGTH AT WATERLINE	10.01 m
BEAM MAX	3.91 m
DRAFT	1.50 m / 1.80 m
AIR DRAFT (incl. 1 m antenna)	17.44 m
DISPLACEMENT	8.000 kg
BALLAST	2.478 kg / 2.545 kg
ENGINE POWER MAX	28,4 kW / 39.6 hp
FUEL CAPACITY	165 liters
WATER CAPACITY	240 liters / 272 liters

MAXIMUM CREW	8 persons
MAINSAIL	37.91 m ²
GENOA	38.11 m ²
SPINNAKER	98.00 m ²
GENNAKER	89.83 m ²
I	13.96 m
J	3.90 m
P	13.00 m
E	4.86 m
DESIGN	Humphreys Yacht Design & Elan design team

ELAN·IMPRESSION·394



POLAR DIAGRAM



STABILITY CURVE

